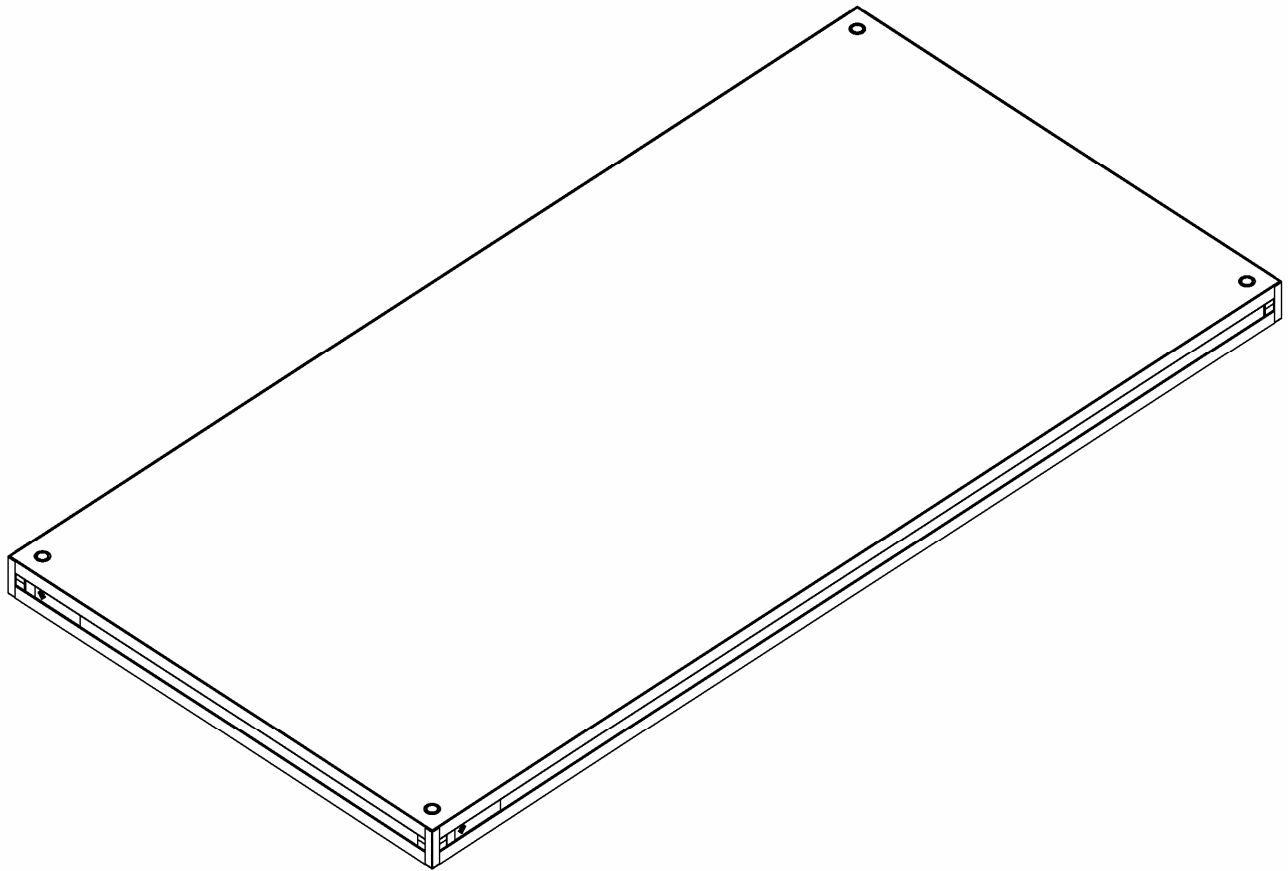




# STAGE RIGHT

## PRODUCT INFORMATION PACKET

PRODUCT NAME: All-Purpose Deck



**KEEP INFORMATION PACKET FOR FUTURE REFERENCE**

# Table of Contents

---

- Introduction.....1
- General Safety Rules.....2
- Symbols.....3
- Technical Specifications.....4
- Maintenance.....5
- Customer Service Information.....5

## Introduction

---

The StageRight All Purpose Deck has been designed and manufactured with safety, performance and dependability as top priorities, making it easy to operate and maintain.

The care you give your All Purpose Deck will greatly determine your satisfaction with its performance and service life. Careful study of this manual is encouraged to obtain a thorough understanding of your new All Purpose Deck and its functions and maintenance.

If your manual becomes lost or destroyed, StageRight will gladly provide you with a new copy. Should you require additional information or assistance, please feel free to contact us at 1-800-438-4499.

BECAUSE STAGERIGHT CORPORATION MAINTAINS AN ONGOING  
PROGRAM OF PRODUCT DEVELOPMENT AND IMPROVEMENT, WE  
RESERVE THE RIGHT TO MAKE IMPROVEMENTS IN DESIGN OR CHANGES  
IN SPECIFICATIONS WITHOUT INCURRING ANY OBLIGATIONS TO INSTALL  
THEM ON UNITS PREVIOUSLY SOLD.

# General Safety Rules

---



## **WARNING!**

### **READ AND UNDERSTAND ALL INSTRUCTIONS.**


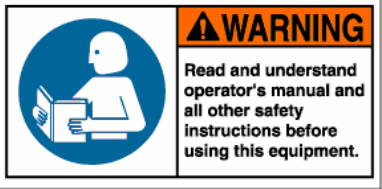

Failure to follow all instructions listed below may result in serious personal injury.

---

## **SAVE THESE INSTRUCTIONS**

- **Stay clear of all pinch points.**
- **Make sure that all fasteners are properly engaged before use.** Quick pins, button stops, and jam nuts need to be properly engaged before use.
- **Save these instructions.** Refer to them frequently and use them to instruct others who may use the All Purpose Deck.
- **Read the Product Information Packet.** Failure to read the information packet is considered a misuse of this equipment.
- **Become familiar with all caution and warning decals affixed to the support system before use.**
- **Never cover or deface caution/warning labels.**

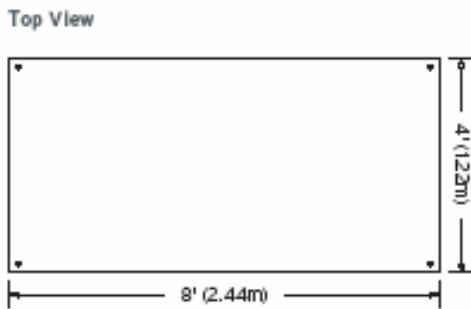
# Symbols

	<p><b>Safety Alert:</b> Precautions that involve your safety</p>
	<p><b>Read The Operator's Manual:</b> To reduce risk of injury, user must read and understand operator's manual before using this product</p>
	<p><b>Pinch Point Warning Label:</b> Failure to keep hands away from pinch points will result in personal injury</p>

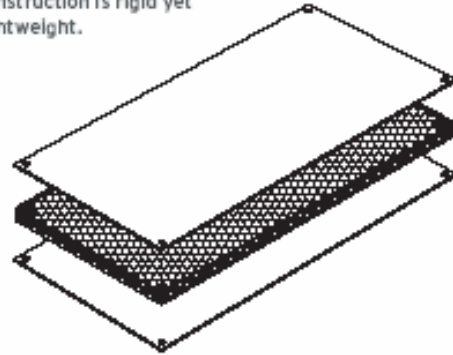
# StageRight Corporation Technical Specifications

## All Purpose Decks

Part #	Description	Weight	Part #	Description	Weight
<b>4'x8' Deck</b>			<b>3'x8' Deck</b>		
648AN11	PolyTrac Black, Both Sides	112	644AN22	TechStage Black, Both Sides	66
648AN12	PolyTrac Black/TechStage Black	122	644AN2D	TechStage Black/Carpet Gray	56
648AN1D	PolyTraac Black/Carpet Gray	125	644AN33	FR TechStage Black, Both Sides	66
648AN22	TechStage Black, Both Sides	132	638AN11	PolyTrac Black, Both Sides	86
648AN2D	TechStage Black/Carpet Gray	112	638AN12	PolyTrac Black/TechStage Black	93
648AN33	FR TechStage Black, Both Sides	122	638AN1D	PolyTraac Black/Carpet Gray	96
648AN3D	FR TechStage Black, Carpet Gray	125	638AN22	TechStage Black, Both Sides	100
<b>4'x6' Deck</b>			638AN2D	TechStage Black/Carpet Gray	86
646AN11	PolyTrac Black, Both Sides	84	638AN33	FR TechStage Black, Both Sides	100
646AN12	PolyTrac/TechStage Black	90	636AN11	PolyTrac Black, Both Sides	63
646AN1D	PolyTraac Black/Carpet Gray	94	636AN12	PolyTrac/TechStage Black	68
646AN22	TechStage Black, Both Sides	93	636AN1D	PolyTraac Black/Carpet Gray	70
646AN2D	TechStage Black/Carpet Gray	96	636AN22	TechStage Black, Both Sides	74
<b>4'x4' Deck</b>			636AN2D	TechStage Black/Carpet Gray	74
644AN11	PolyTrac Black, Both Sides	56			
644AN12	PolyTrac/TechStage Black	61			
644AN1D	PolyTraac Black/Carpet Gray	62			

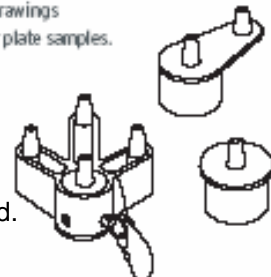


Laminated honeycomb-core construction is rigid yet lightweight.



### Conical Locator Nodes

With StageRight's unique conical locator nodes, decks can be used on several support systems in various configurations. These drawings represent a few locator plate samples.



### Construction, Finish, and Hardware

- High strength laminate outer layers bonded to a honeycomb core.
- Phenolic-treated cellulose or aluminum honeycomb between solid core fir plywood.
- Custom 6105-T5 extruded aluminum frame members
- Molded corners made of impact resistant injection molded polycarbonate.

## Maintenance

---



### **WARNING!**

#### **Read And Understand All Maintenance Procedures**

Failure to follow all procedures listed below may cause serious injury and a decrease in the equipments functional existence.

---

- **Frequently check to see that all fasteners are properly engaged.**
- **Touch up paint can be used to cover any scratches or blemishes sustained through use.**
- **Replace any damaged equipment with genuine StageRight parts.** Failure to do so may result in unsafe equipment and/or personal injury.

## Customer Service

---

For parts or service contact Stageright Corporation. When ordering parts be sure to provide all relevant information available including the name and part number of the equipment purchased. This information is located on the technical specification page of this product information package. Customer Service hours are Monday thru Friday from 8:00 a.m. to 5:00 p.m. Eastern Standard Time. Customers can phone toll-free at (800) 438-4499 or mail:

StageRight Corporation  
495 Pioneer Parkway  
Clare, Michigan 48617  
[www.stageright.com](http://www.stageright.com)



SET UP IN MINUTES



STURDY, WITH NO TOOLS REQUIRED



UNSURPASSED CUSTOMER SERVICE

StageRight Corporation  
495 Pioneer Parkway  
Clare, MI 48617  
Toll-free: 800-438-4499  
Phone: 989-386-7393  
Fax: 989-386-3500  
Email: [info@stageright.com](mailto:info@stageright.com)  
Web: [www.stageright.com](http://www.stageright.com)